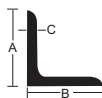
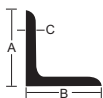


STRUCTURAL ANGLES

ALSO AVAILABLE IN GALVANIZED

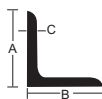
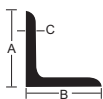
Size (inches) A x B x C	Weight, lbs.		Size (inches) A x B x C	Weight, lbs.	
	Per Foot	20 ft.		Per Foot	20 ft.
1/2 x 1/2 x 1/8	0.38	7.6	2-1/2 x 2-1/2 x 3/16	3.07	61.4
			x 1/4	4.10	82.0
3/4 x 3/4 x 1/8	0.59	11.8	x 5/16	5.00	100.0
x 3/16	0.84	16.8	x 3/8	5.90	118.0
			x 1/2	7.70	154.0
1 x 1 x 1/8	0.80	16.0			
x 3/16	1.16	23.2	3 x 2 x 3/16	3.07	61.4
x 1/4	1.49	29.8	x 1/4	4.10	82.0
			x 5/16	5.00	100.0
1-1/4 x 1-1/4 x 1/8	1.01	20.2	x 3/8	5.90	118.0
x 3/16	1.48	29.6	x 1/2	7.70	154.0
x 1/4	1.92	38.4			
			3 x 2-1/2 x 3/16	3.39	67.8
1-1/2 x 1-1/2 x 1/8	1.23	24.6	x 1/4	4.50	90.0
x 3/16	1.80	36.0	x 5/16	5.60	112.0
x 1/4	2.34	46.8	x 3/8	6.60	132.0
			x 1/2	8.50	170.0
1-3/4 x 1-3/4 x 1/8	1.44	28.8			
x 3/16	2.12	42.4	3 x 3 x 3/16	3.71	74.2
x 1/4	2.77	55.4	x 1/4	4.90	98.0
			x 5/16	6.10	122.0
2 x 1-1/2 x 1/8	1.44	28.8	x 3/8	7.20	144.0
x 3/16	2.12	42.4	x 1/2	9.40	188.0
x 1/4	2.77	55.4			
			3-1/2 x 2-1/2 x 1/4	4.90	98.0
2 x 2 x 1/8	1.65	33.0	x 5/16	6.10	122.0
x 3/16	2.44	48.8	x 3/8	7.20	144.0
x 1/4	3.19	63.8	x 1/2	9.40	188.0
x 5/16	3.92	78.4			
x 3/8	4.70	94.0	3-1/2 x 3 x 1/4	5.40	108.0
			x 5/16	6.60	132.0
2-1/2 x 1-1/2 x 3/16	2.44	48.8	x 3/8	7.90	158.0
x 1/4	3.19	63.8	x 1/2	10.20	204.0
x 5/16	3.92	78.4			
			3-1/2 x 3-1/2 x 1/4	5.80	116.0
2-1/2 x 2 x 3/16	2.75	55.0	x 5/16	7.20	144.0
x 1/4	3.62	72.4	x 3/8	8.50	170.0
x 5/16	4.50	90.0	x 1/2	11.10	222.0
x 3/8	5.30	106.0			



STRUCTURAL ANGLES

ALSO AVAILABLE IN GALVANIZED

Size (inches)			Weight, lbs.		Size (inches)			Weight, lbs.	
A	x B	x C	Per Foot	20 ft.	A	x B	x C	Per Foot	20 ft.
4	x 3	x 1/4	5.80	116.0	6	x 4	x 5/16	10.30	206.0
	x 5/16		7.20	144.0		x 3/8		12.30	246.0
	x 3/8		8.50	170.0		x 1/2		16.20	324.0
	x 1/2		11.10	222.0		x 5/8		20.00	400.0
	x 5/8		13.60	272.0		x 3/4		23.60	472.0
						x 7/8		27.20	544.0
4	x 3-1/2	x 1/4	6.20	124.0					
	x 5/16		7.70	154.0	6	x 6	x 5/16	12.40	248.0
	x 3/8		9.10	182.0		x 3/8		14.90	298.0
	x 1/2		11.90	238.0		x 1/2		19.60	392.0
	x 5/8		14.70	294.0		x 5/8		24.20	484.0
						x 3/4		28.70	574.0
4	x 4	x 1/4	6.60	132.0		x 7/8		33.10	662.0
	x 5/16		8.20	164.0		x 1		37.40	748.0
	x 3/8		9.80	196.0					
	x 1/2		12.80	256.0	7	x 4	x 3/8	13.60	272.0
	x 5/8		15.70	314.0		x 1/2		17.90	358.0
	x 3/4		18.50	370.0		x 5/8		22.10	442.0
						x 3/4		26.20	524.0
5	x 3	x 1/4	6.60	132.0					
	x 5/16		8.20	164.0	8	x 4	x 1/2	19.60	392.0
	x 3/8		9.80	196.0		x 5/8		24.20	484.0
	x 1/2		12.80	256.0		x 3/4		28.70	574.0
						x 7/8		33.10	662.0
5	x 3-1/2	x 1/4	7.00	140.0		x 1		37.40	748.0
	x 5/16		8.70	174.0					
	x 3/8		10.40	208.0	8	x 6	x 1/2	23.00	460.0
	x 1/2		13.60	272.0		x 5/8		28.50	570.0
	x 5/8		16.80	336.0		x 3/4		33.80	676.0
	x 3/4		19.80	396.0		x 7/8		39.10	782.0
						x 1		44.20	884.0
5	x 5	x 5/16	10.30	206.0					
	x 3/8		12.30	246.0	8	x 8	x 1/2	26.40	528.0
	x 1/2		16.20	324.0		x 5/8		32.70	654.0
						x 3/4		38.90	778.0
6	x 3-1/2	x 1/4	7.90	158.0		x 7/8		45.00	900.0
	x 5/16		9.80	196.0		x 1		51.00	1020.0
	x 3/8		11.70	234.0		x 1-1/8		56.90	1138.0
	x 1/2		15.30	306.0					



ALUMINUM STRUCTURAL ANGLES

25 FOOT LENGTHS

Size in Inches					Weight per Lin. Foot	Weight per Length
A	x	B	x	C		
3/4	x	3/4	x	1/8	.201	5.03
1	x	1	x	1/8	.275	6.88
				3/16	.400	10.00
				1/4	.514	12.85
1-1/4	x	1-1/4	x	1/8	.343	8.58
				3/16	.510	12.75
				1/4	.656	16.40
1-1/2	x	1-1/2	x	1/8	.423	10.58
				3/16	.619	15.48
				1/4	.809	20.23
				3/8	1.176	29.40
1-3/4	x	1-3/4	x	1/8	.497	12.43
				3/16	.731	18.28
				1/4	.956	23.90
				5/16	1.171	29.28
				3/8	1.378	34.45
2	x	2	x	1/8	.577	14.43
				3/16	.850	21.25
				1/4	1.110	27.75
				5/16	1.364	34.10
				3/8	1.606	40.15
2-1/2	x	2-1/2	x	1/8	.724	18.10
				3/16	1.070	26.75
				1/4	1.404	35.10
				5/16	1.729	43.23
				3/8	2.047	51.18
3	x	3	x	3/16	1.275	31.88
				1/4	1.684	42.10
				5/16	2.082	52.05
				3/8	2.474	61.85
				1/2	3.227	80.68
3-1/2	x	3-1/2	x	1/4	1.989	49.73
				5/16	2.461	61.53
				3/8	2.926	73.15
				1/2	3.826	95.65
4	x	4	x	1/4	2.283	57.08
				5/16	2.829	70.73
				3/8	3.366	84.15
				1/2	4.414	110.35
				5/8	5.425	135.63
5	x	5	x	3/8	4.237	105.93
				1/2	5.578	139.45
6	x	6	x	3/8	5.119	127.98
				1/2	6.754	168.85
				5/8	8.352	208.80
				1/2	9.141	228.53
8	x	8	x	1/2	9.141	228.53
				3/4	13.478	336.95